

## R-series

200 PS [147kW] per ISO 8665

### Technical Descriptions

#### Engine

- Cast Iron engine cylinder block
- Aluminum head
- Nine balance weight crankshaft
- Oil cooled pistons
- I4, 16-valve DOHC
- Hydraulic lash adjusters
- Balance shaft
- Integrated water jacket
- Hydraulic timing chain tensioner
- Single serpentine belt system
- Drive belt auto tensioner

#### Engine Mounting

- Adjustable engine mounts

#### Lubrication System

- Easily exchangeable oil filter cartridge
- Electric oil extraction pump
- Seawater cooled transmission oil cooler

#### Fuel System

- Common rail direct injection (CRDi)- New Solenoid injectors with 2,000 bar pressure
- Fuel filter with sensor detecting water in fuel
- Electric low pressure pump
- Dual pressure control valve
- Low and high pressure fuel pumps

#### Electrical System

- 12 volt system and 180A alternator
- Auxiliary engine stop button
- Glow plugs for a trouble-free cold start
- NMEA2000 Converter (Optional)
- Electronic control system (Optional)

#### Cooling System

- Seawater pump driven from V-ribbed belt
- Seawater cooled intercooler, heat exchanger
- Auxiliary connector for cabin heating
- Corrosion resistant material for seawater circuit

#### Engine Operating Indicator (EOI)

- Engine self protection and diagnosis
- Displays CAN information
- Displays engine diagnostic error codes
- Audible alarm and control lamps

#### Air Inlet system

- Oil wetted and reusable air filter
- Crankcase gas vented into the air inlet

#### Exhaust System

- Engine coolant cooled exhaust manifold
- Seawater cooled exhaust elbow

#### Turbocharger

- E-VGT, Electronic Variable Geometry Turbo

#### Noise Level

- EU RCD compliant

#### Emissions

- EPA Tier 3, IMO NOx Tier 2 and EU RCD compliant

### Scope of Supply

#### 1. RATINGS

S3	LIGHT DUTY COMMERCIAL
S4	SPECIAL PLEASURE DUTY SPECIAL LIGHT DUTY COMMERCIAL
S5	PLEASURE DUTY

#### 2. GAUGES

KEY SWITCH ASSEMBLY, TACHOMETER, COOLANT TEMPERATURE, VOLTMETER and TRIM GAUGE FOR STERNDRIVE (Supply schedule may differ by market)

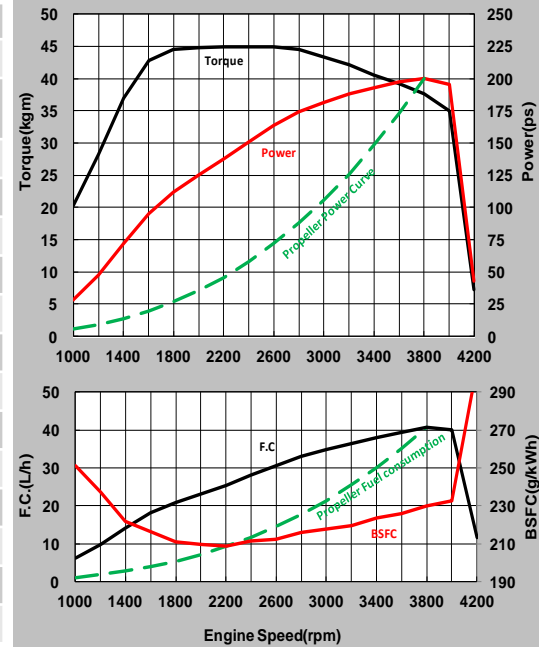
To find out more about configurations and accessories available, please contact your nearest Hyundai SeasAll dealer.



## Specifications

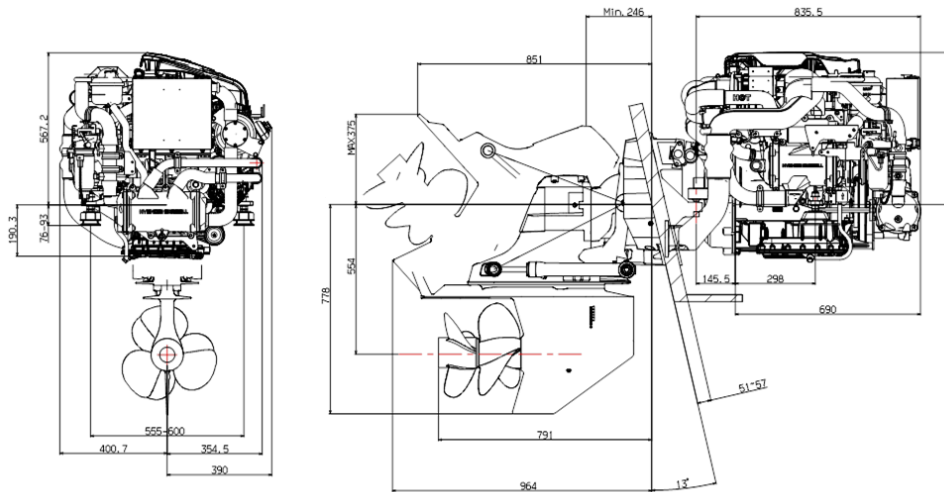
Engine type	R200S	R200P	R200J
Propulsion system	Sterndrive	Shaftdrive	Waterjet
Engine Duty Rating	Pleasure Duty (S5)		
Configuration	4-Stroke, 16-Valve DOHC, E-VGT with Intercooler, Fresh Water Cooling		
Output [PS (kW)]	200 (147)		
Rated rpm	3,800		
Cylinders	14		
Displacement [cc]	2,199		
Bore X Stroke [mm]	85.4 X 96		
Max. Torque @ rpm	44kg-m @ 2,000~2,600		
Injection System	Common Rail Direct injection (CRDi) - Solenoid Injector		
Alternator	12V-180A		
Engine Diagnostics	YES		
Fuel Consumption [L/h]	<b>Max. 40</b>		
Dry Weight [kg]	APPROX. 280		
Flywheel	Hyundai Unique		
Flywheel Housing (P/J type)	Borg Warner Flange		

■ R200 Performance Curves

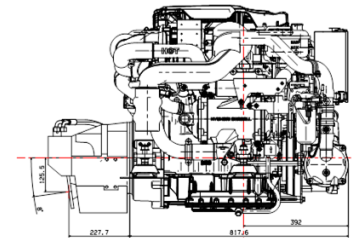


## Dimensions (mm)

### ● R200S Bravo 3X Diesel



### ● R200P ZF45A



### ● R200J ZF45C

